

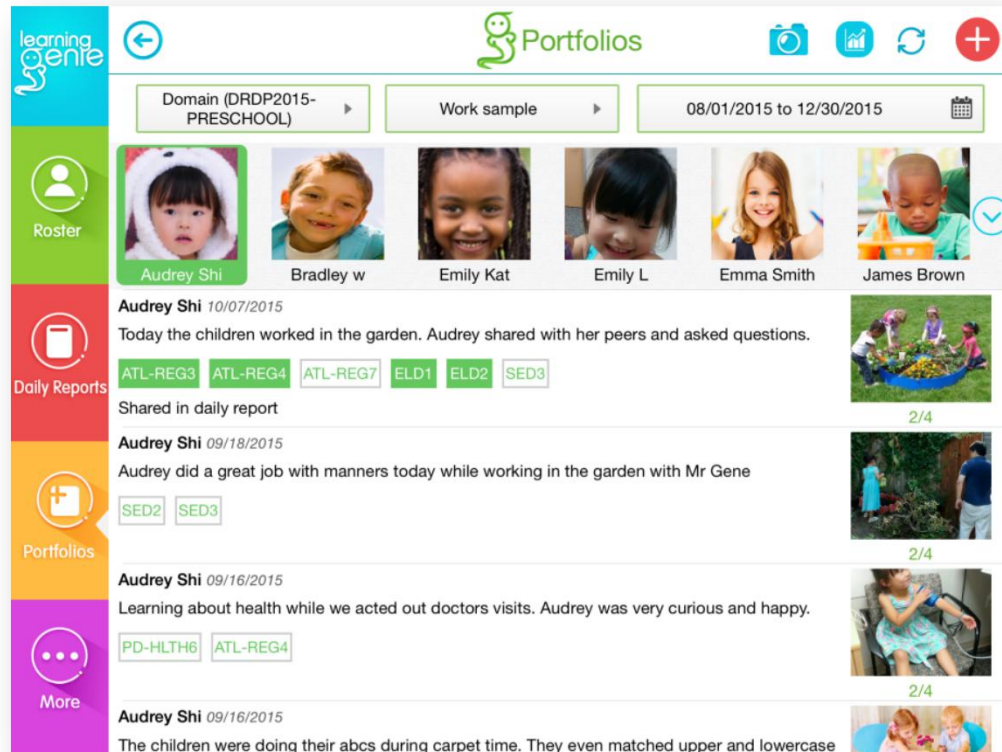


Your Friendly Tool for DRDP 2015

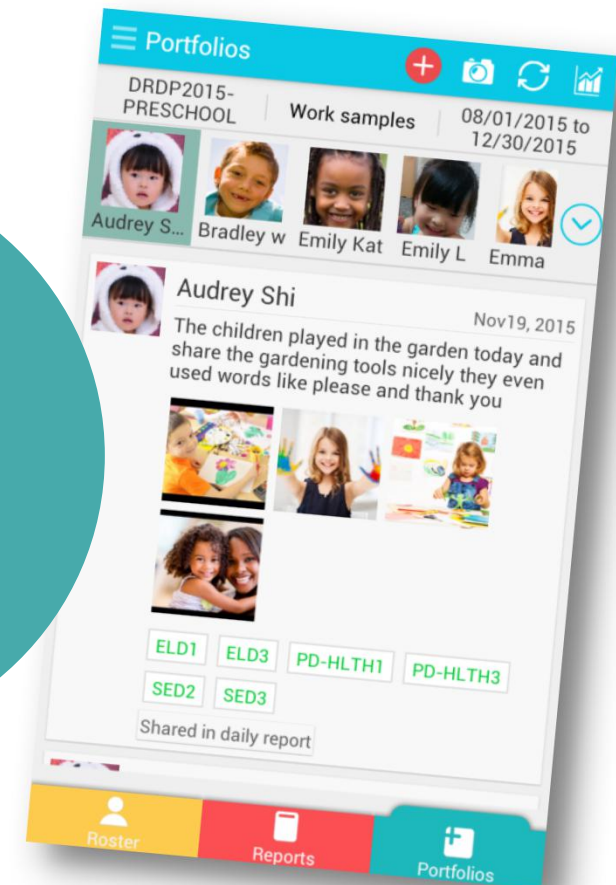


Simplify DRDP 2015

- Learning Genie is a portfolio/rating app for DRDP that allows teachers to add evidence, tag measures, enter ratings, and view progress status.
- The tool also generates PDF reports, which include the evidence required by CDE. It also outputs excel files with rated measures for direct upload to DRDPTech.



Easy
Integration
with DRDP
Tech



Reduce Workload for Teachers

- Learning Genie is a portfolio tool that is not only customizable and printable, but will also help you stay organized! Easily view reports filtered by observed and unobserved domains. According to our users, it **cuts staff labor time for DRDP by 85%**.
- New feature: Quickly view what has been observed and unobserved during a specific rating period



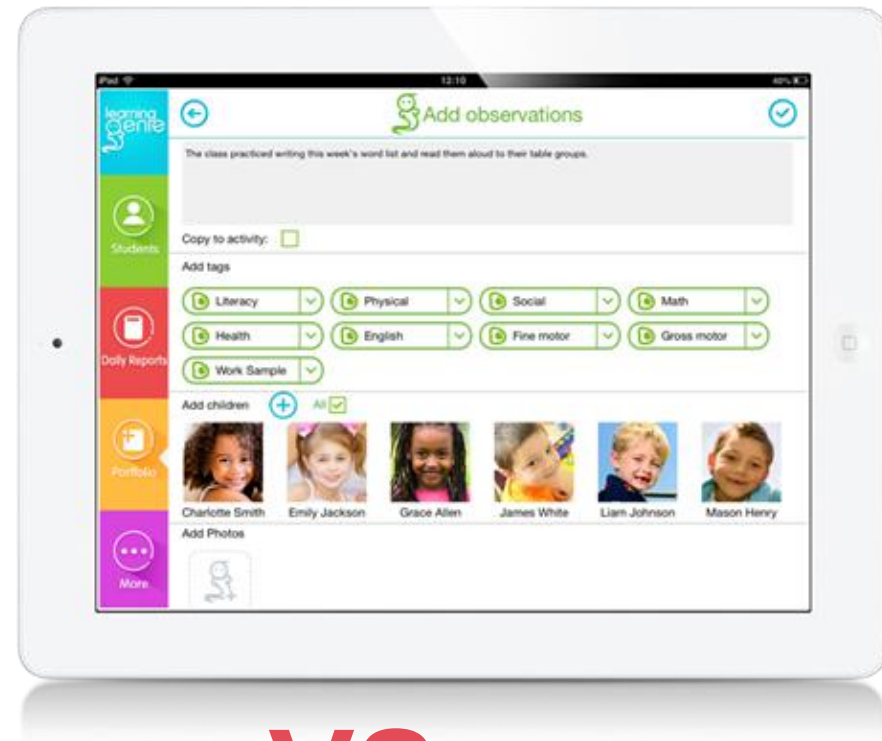
Easily
Print
Portfolios

Class status		
10/31/2016 - 01/12/2017		
Center name: Learning Genie Academy Class name: Turtle Room		
Measure	Observed Group	Unobserved Group
ATL-REG1 Attention Maintenance	Emily Kat, Mike Rafael, Maya M, Bradley w, Robert Williams	
ATL-REG2 Self-Comforting	Emily Kat, Mike Rafael, Maya M, Bradley w, Robert Williams	
ATL-REG3 Imitation	Emily Kat, Mike Rafael, Maya M, Bradley w, Robert Williams	
ATL-REG4 Curiosity and Initiative in Learning	Emily Kat, Mike Rafael, Maya M, Bradley w, Robert Williams	
ATL-REG5 Self-Control of Feelings and Behavior	Emily Kat, Bradley w	Mike Rafael, Maya M, Robert Williams
ATL-REG6 Engagement and Persistence	Bradley w	Emily Kat, Mike Rafael, Maya M, Robert Williams
ATL-REG7 Shared Use of Space and Materials	Bradley w	Emily Kat, Mike Rafael, Maya M, Robert Williams
COG1	Emily Kat, Mike Rafael, Maya M, Bradley w, Robert Williams	

Quickly
View Class
Status!

Save Cost & Enhance Quality

- Digital reports and portfolios cut back on the need for paper, pens, printer ink, binders.
- Typically, schools spend around **\$60 per student portfolio**—go paperless and save!

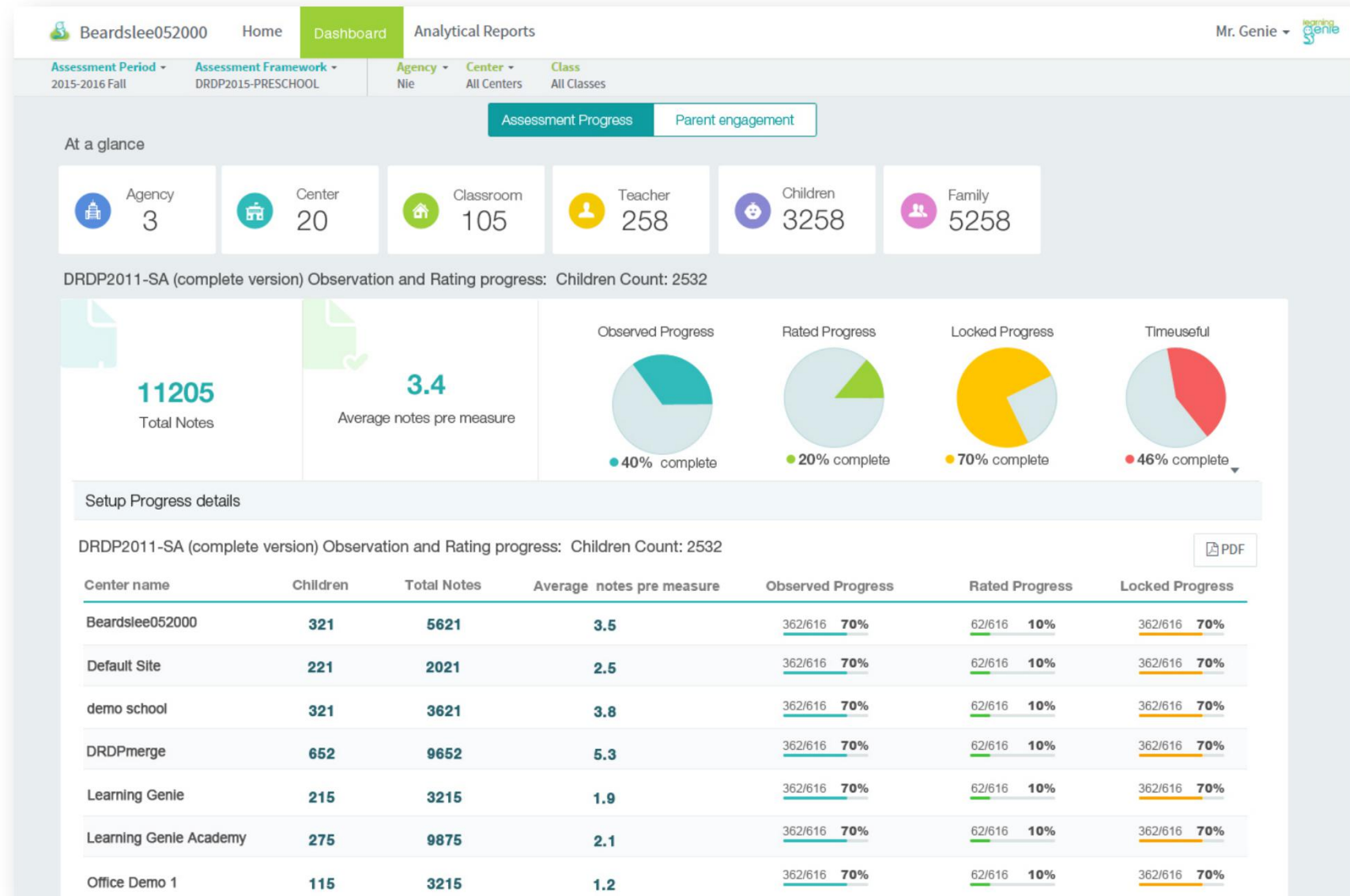


VS.



Provide Complete Transparency

- Admin can see data for the entire agency, remotely
- The quality in rating scores are ultimately higher due to better portfolio management and keen support for your teachers





9 Key Features of Learning Genie

1. Simple to use interface

Record observation notes with pictures/videos and tag multiple measures for a single child or group of children all at once. Easily done at your fingertips.

The interface is titled "learning genie Portfolios". It features a left sidebar with navigation icons: a person icon for "Roster", a clipboard icon for "Daily Reports", a folder icon for "Portfolios", and a speech bubble icon for "More". The main content area has a top navigation bar with a back arrow, a "Domain (DRDP2015-PRESCHOOL)" dropdown, a "Work sample" dropdown, and a date range "08/01/2015 to 12/30/2015" with a calendar icon. Below this is a "Roster" section displaying six children's photos with their names: Audrey Shi, Bradley w, Emily Kat, Emily L, Emma Smith, and James Brown. The "Audrey Shi" entry is selected. The detailed view for Audrey Shi shows three observation entries:

- Audrey Shi 10/07/2015**
Today the children worked in the garden. Audrey shared with her peers and asked questions.
Tags: ATL-REG3, ATL-REG4, ATL-REG7, ELD1, ELD2, SED3
Shared in daily report
- Audrey Shi 09/18/2015**
Audrey did a great job with manners today while working in the garden with Mr Gene
Tags: SED2, SED3
- Audrey Shi 09/16/2015**
Learning about health while we acted out doctors visits. Audrey was very curious and happy.
Tags: PD-HLTH6, ATL-REG4
- Audrey Shi 09/16/2015**
The children were doing their abcs during carpet time. They even matched upper and lowercase

Each entry includes a small photo of the child and a "2/4" indicator, suggesting a gallery of images.

2. In-App Quick Status View

Sort and organize observation notes by date, domain, and/or child.

View status of observes and unobserved measures.

The screenshot shows the 'Portfolio Status' screen in the Learning Genie app. On the left is a vertical navigation bar with four colored buttons: 'Roster' (green), 'Reports' (red), 'Portfolios' (orange), and 'More' (purple). The main content area at the top shows a date range '10/21/2016 ~ 04/21/2017 (2016-2017 Spring)' and a row of five child profiles: Apollo Wayne, Audrey Heath, Heather Ryan, Jason Brown, and Joe Luco. Below the profiles, the status is categorized into three sections: 'Observed (45)', 'Rated (21)', and 'Unrated (24)'. Each section contains a grid of colored boxes representing different measures. Green boxes indicate observed or rated measures, while red boxes indicate unobserved or unrated measures. The 'Unobserved (11)' section at the bottom shows a grid of white boxes for measures that have not been observed or rated.

learning genie

Portfolio Status

10/21/2016 ~ 04/21/2017 (2016-2017 Spring)

Roster

Reports

Portfolios

More

Apollo Wayne

Audrey Heath

Heather Ryan

Jason Brown

Joe Luco

Observed (45)

Rated (21)

ATL-REG3(2) ATL-REG4(4) ATL-REG5(2) COG5(4) COG6(3) COG7(5) PD-HLTH3(4) PD-HLTH7(2)

SED4(6) SED5(2) ATL-REG2(3) ATL-REG6(2) COG3(3) COG4(3) COG9(4) LLD2(3)

LLD3(3) LLD4(3) LLD5(4) SED2(3) SED3(9)

Unrated (24)

ATL-REG7(1) COG1(2) COG10(3) COG2(2) COG8(3) ELD2(1) ELD3(1) ELD4(2) HSS2(3) HSS3(1)

HSS4(1) HSS5(1) LLD6(2) LLD7(2) LLD8(2) LLD9(3) PD-HLTH2(3) PD-HLTH4(6) PD-HLTH5(3)

PD-HLTH6(4) PD-HLTH8(3) SED1(1) VPA2(1) VPA3(1)

Unobserved (11)

ATL-REG1 COG11 ELD1 HSS1 LLD1 LLD10 PD-HLTH1 PD-HLTH10 PD-HLTH9 VPA1 VPA4

3. In-App Rating with Descriptions

Rate measures within the app instantly.

The screenshot displays the Learning Genre app interface. On the left is a vertical navigation menu with five items: 'Roster' (green), 'Daily Reports' (red), 'Portfolios' (orange), and 'More' (purple). The main content area shows a list of activities for a child named Audrey Shi. Each entry includes a date, a description, and a 'SED3' status. The activities are:

- Audrey Shi 08/01/2015**: SED3 Relationship. Activity: Responding Earlier. Description: Responds to faces, voices, or actions of familiar people. Rating: 0/4.
- Audrey Shi 10/07/2015**: Today the children worked. Activity: Responding Later. Description: Shows a preference for familiar adults and tries to interact with them. Rating: 0/4.
- Audrey Shi 09/18/2015**: Audrey did a great job with. Activity: Exploring Earlier. Description: Interacts in simple ways with familiar adults and tries to maintain the interactions. Rating: 0/4.
- Audrey Shi 09/18/2015**: Audrey did a great job with. Activity: Exploring Later. Description: Initiates activities with familiar adults; and Seeks out assistance or support from familiar adults. Rating: 0/4.
- Audrey Shi 09/10/2015**: Today we played in the garden. Activity: Building Earlier. Description: Engages in extended interactions with familiar adults in a variety of situations (e.g., sharing ideas or experiences, solving simple problems). Rating: 2/4.
- Audrey Shi 09/10/2015**: Today we played in the garden. Activity: Building Middle. Description: Seeks a familiar adult's ideas or explanations about events or experiences that are ninteresting to the child. Rating: 2/4.
- Audrey Shi 09/10/2015**: Today we played in the garden. Activity: Building Later. Description: Takes initiative in creating cooperative activities with a familiar adult. Rating: 2/4.
- Audrey Shi 09/10/2015**: Today we played in the garden. Activity: Integrating Earlier. Description: Works cooperatively with familiar adults, over sustained periods, to plan and carry out nactivities or to solve problems. Rating: 2/4.

On the right side of the app, there is a 'Rate me' button and a 'Check Reference' button. Below these are three small images showing children in various activities, each with a '2/4' rating.

4. Beautiful Archive of Observation Notes

Export complete observation notes with photo evidence and rating results into printable PDF reports.



5. In-App Link to DRDP Online Manual

View DRDP 2015
Reference Manual in app.



6. Integration with DRDP Tech Using Transfer Template

Easily merge excel templates and upload!



The screenshot shows the Desired Results Developmental Profile (DRDP) website. At the top, there is a logo on the left and three photos of children in the center. Below the photos is the text "Desired Results Developmental Profile®". On the left side, there is a "Navigation" menu with the following items: "Classes/Children", "DRDP Instruments", "Child Reports and Forms", "Group Reports", "Other Options", "Upload DRDP Records", "Download DRDP Records" (which is highlighted), "Personal Settings", and "Resources & Research Materials". In the top right area, there are links for "Home", "Other Options", "DOWNLOAD DRDP Records", and "Show More Information". Below these links is a button that says "Select Group to Download DRDP Records". At the bottom, there is a section for "child eight" with a photo of a child. To the right of the photo, it says "DRDP2015-PRESCHOOL" and "Current rating period: 12/04/2015-02/04/2016". On the far right, there is a "Reports" button with a folder icon.

Desired Results Developmental Profile®

Navigation

- Classes/Children
- DRDP Instruments
- Child Reports and Forms
- Group Reports
- Other Options
- Upload DRDP Records
- Download DRDP Records**
- Personal Settings
- Resources & Research Materials

Home • Other Options • **DOWNLOAD** DRDP Records

Show More Information

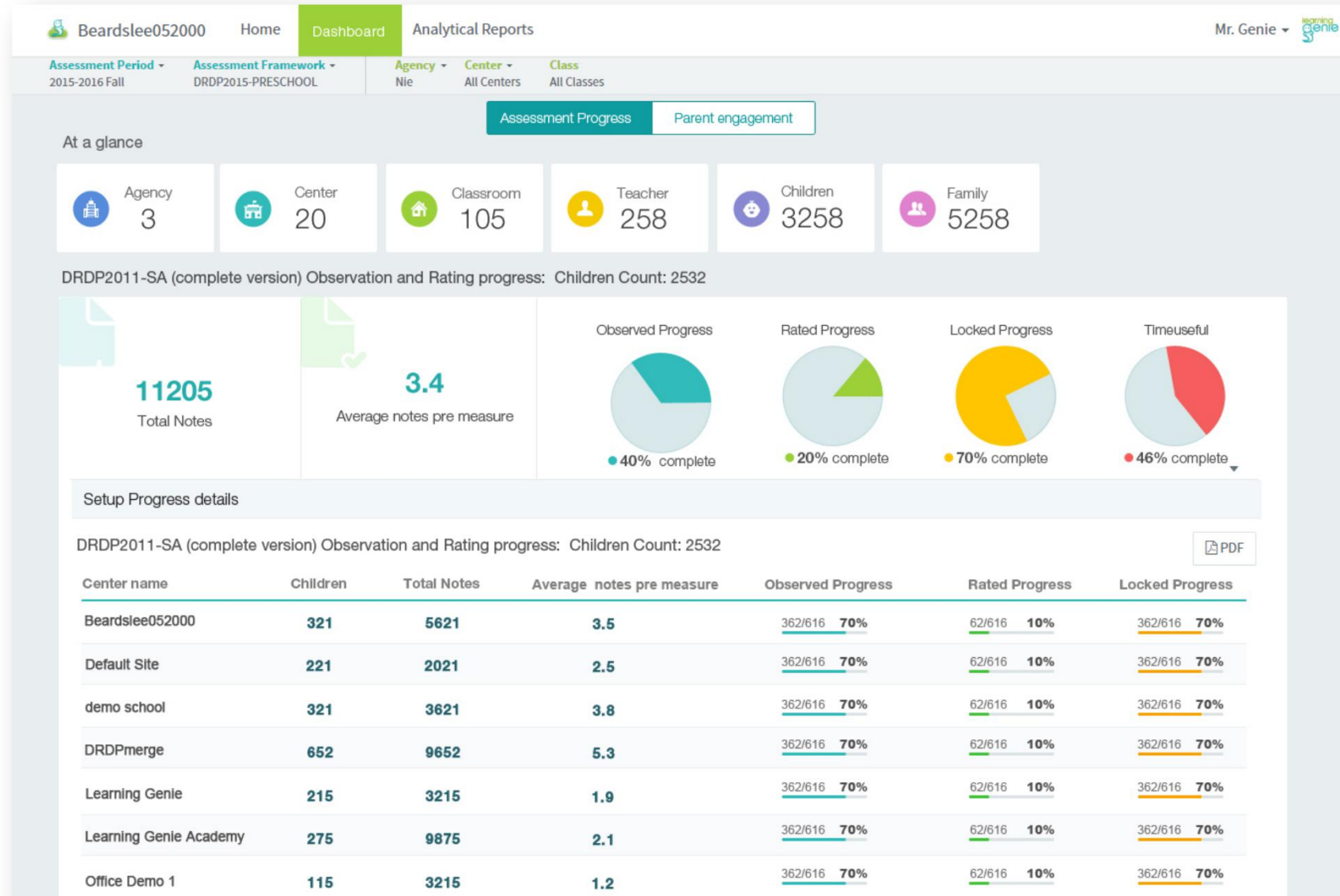
Select Group to Download DRDP Records

child eight

DRDP2015-PRESCHOOL
Current rating period:
12/04/2015-02/04/2016


Reports


7. Web Portal Dashboard for Administrators





8. Easily Import, Sync & Manage Rosters


Admin Settings


 **Import / Sync**


 **Manage Centers**


 **Manage Staff**


 **Manage Children**


 **Custom Portfolio Tags**


 **Custom Children Attributes**


 **Merge Account**

 **Transfer Account**

 **Manage Analytical Reporting Data**

 **Manage Locked Student Record**

 **Close Account**


Import / Sync 

Try one of these quick upload options to simultaneously import classes, teachers, children and parents!

ChildPlus.net

Professional Head Start Management Software

CenterTrack

 Other

Import from

DRDPtech

PowerSchool

9. Analytical Reporting Module

Automatically generate, filter, & analyze reports on children's developmental progress & school readiness goals



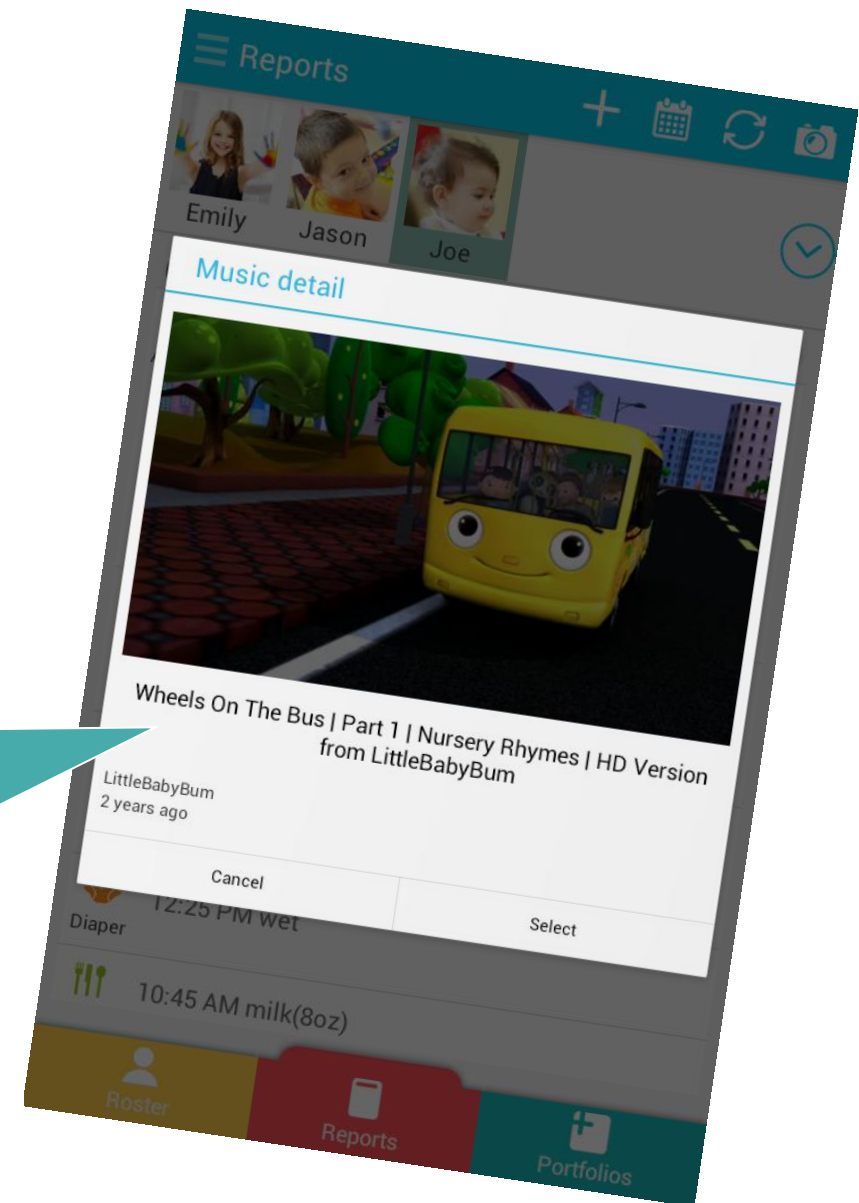
**Beyond portfolios, we have a family
engagement feature used to enhance
children's outcomes.**

Better Family Engagement

Learning Genie's automatic updates and e-reports increase parent engagement with no extra effort required for teachers!



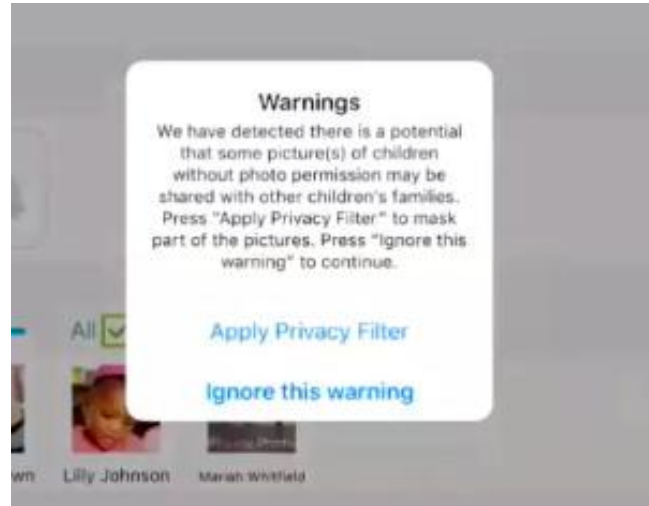
“Today we sang
‘Wheels on the
Bus.’ Now you can
sing it at home,
too!”



Easy sharing of songs and books encourages parents to reinforce the learning at home.

Privacy Photo Feature

Easily blur
faces when
parents have
not given
consent to
share photos



☒ No photo consent from parents!

Coming Soon: 2-Way Communication!

Parents can contribute observations from home; can be automatically added to child's portfolio

Safety & Privacy



- We fully comply with FERPA, AB1584, SOPIPA regulations.
- All data are encrypted. We use Amazon Web Service's "Virtual Private Cloud" along with "Secure Socket Layering" to keep your information secure.
- We have obtained the California iKeepSafe badge and Cyber Insurance Security

We love our users & they love us, too!



What our customers are saying:

"It's so user friendly!"

"I never thought DRDP could be so much fun!"

"I love how quick and easy it is to do observations!"

"It has made my life so much easier, being able to do things so quickly, I'm able to get so much more done, and spend more time with the children!"

"We love the organization features for the portfolios!"

"Great! All the teachers do DRDP on a daily basis, and this is much faster!"

"Of all software vendors I encountered in the past 20 years career with DOE, you are the only one who listen to the end user (teachers) and constantly improve to make it better. !"

References

**SAN DIEGO
CITY COLLEGE**

Berta Harris
Professor and Center Director
San Diego City College CDC
Tel: 619-388-3205
Email: bharris@sdccd.edu



“My teacher just told me today – “This makes me **want** to do more observations! I just sent 20 observations at once from circle time dancing!””



Concord Child Care Center
Raising Concord Children since 1972

Brenda Brown
Executive Direction
Concord Childcare Center
Tel: 925-689-5151 x201
brenda.b@concordchildcare.org



“We absolutely love it. This has made the DRDP documentation so easy for us. I talk about Learning Genie to ECE peers wherever I go. “

**Tulare County
Office of Education**
Jim Vidak, County Superintendent of Schools

Alexandria Elliott
Coordinator
Tulare County Office of Education
Tel: 559-651-1723
aelliott@cc.tcoe.org



“Originally only planned for a few classrooms to pilot Learning Genie, but the teachers were all jealous and wanted to use it right away!”

Training and Support

- Free webinar training
- Self Training Videos
- In-App guides, FAQs, and instant ticketing helpdesk
- Onsite training by Learning Genie Certified Trainers (customized to customers' needs)
- Unlimited phone and email support from a caring Learning Genie team member

Want to Join the Thousands of Centers Currently Using Learning Genie?!



Apply for the **Learning Genie Grant** today and receive a free Learning Genie account for the remainder of the 2016-2017 school year!

Excited to Start? Want to Learn More?



Contact Us!

760-576-4822

help@learning-genie.com